

“How Will You Localize And Address The Issue Of Climate Change?”

A Tutorial

Skepticism is the first step to Truth – D. Diderot
Albemarle County BOS

October 9, 2013 presentation

by

Charles Battig, MD

VA-Scientists and Engineers for Energy and
Environment

Ask: Define Climate Change

Ask: Natural Climate Change Or
Man-Made and How Have You
Identified The Difference?

Ask: What Specific Climate
Change Issues Do You See As
A Problem?

“The Summary for Policymakers undergoes a line-by-line approval process by *Governments* during a multi-day meeting. The **Governments must reach consensus before text is approved. After the Working Group Session approves the Summary for Policymakers, the IPCC Plenary then accepts the entire underlying Report (including the individual chapters and Technical Summary).”**

Final Draft (7 June 2013) Chapter 2 UN IPCC WGI Fifth Assessment Report

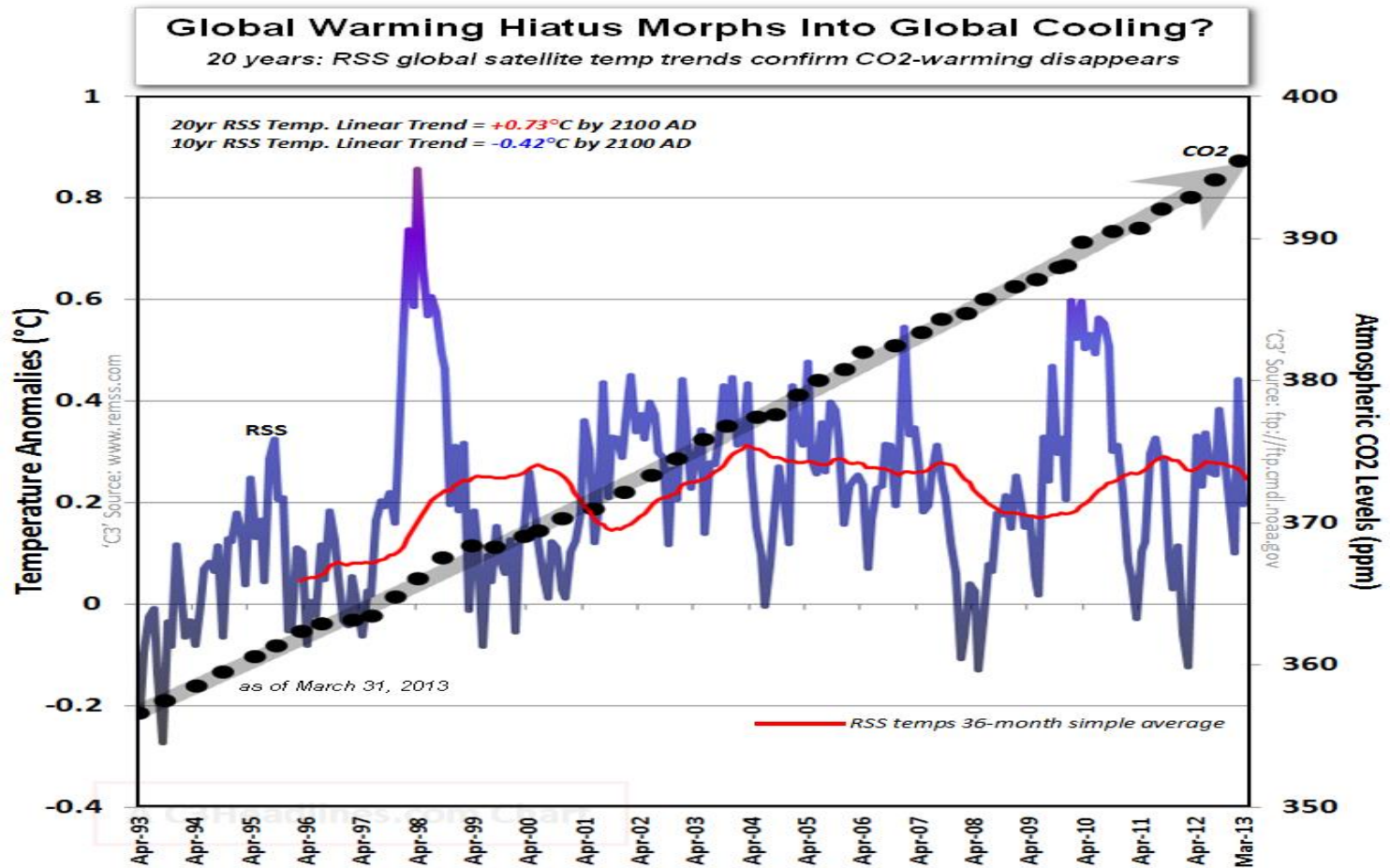
“In summary, large variability on interannual to decadal time scales and remaining differences between datasets **precludes robust conclusions on long-term changes in indices of climate variability.**”

From 2013 UN IPCC Assessment Report 5

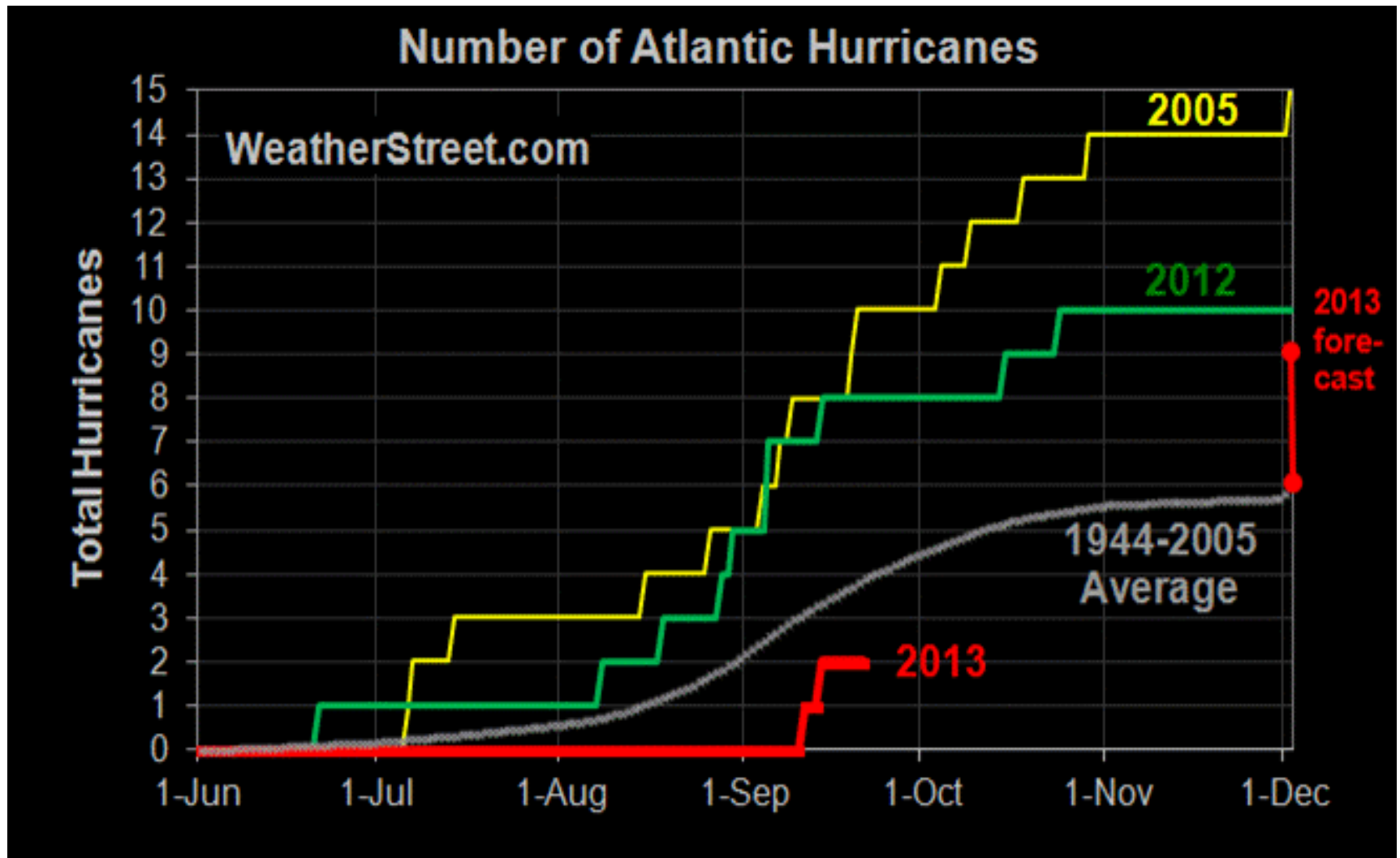
- “there is now **low confidence** in the attribution of changes in drought over global land since the mid-20th century to human influence.”
- “There is only **medium confidence** that the length and frequency of warm spells, including heat waves, has increased since the middle of the 20th century...’
- “In summary, there continues to be a lack of evidence and thus **low confidence** regarding the sign of trend in the magnitude and/or frequency of floods on a global scale.”

Carbon Footprint Claims Are Bogus

What Climate Change? CO2 Up 100 Billion Tons,
But Temperature Flat For 16 Years



2013 Hurricanes Below Average And Below IPCC Forecasts Even As “Carbon Footprint” Increases

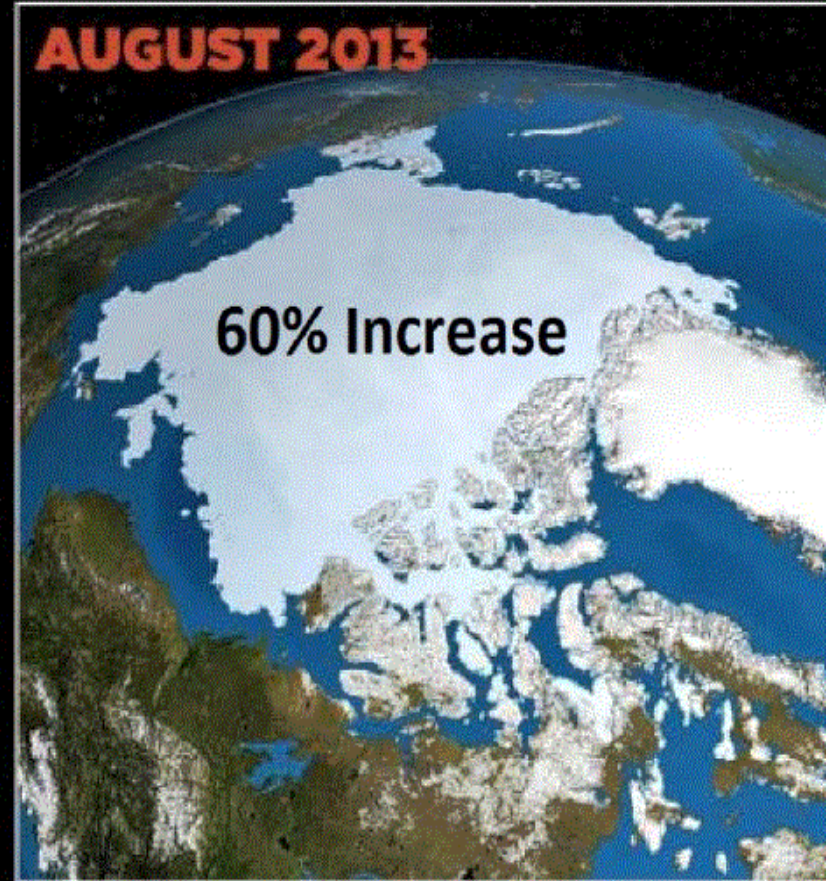


CO2 (“Carbon Footprint”) Up But Arctic Ice Up 60% In Last Year

HOW ICE SHEET GREW 920,000 SQUARE MILES IN A YEAR



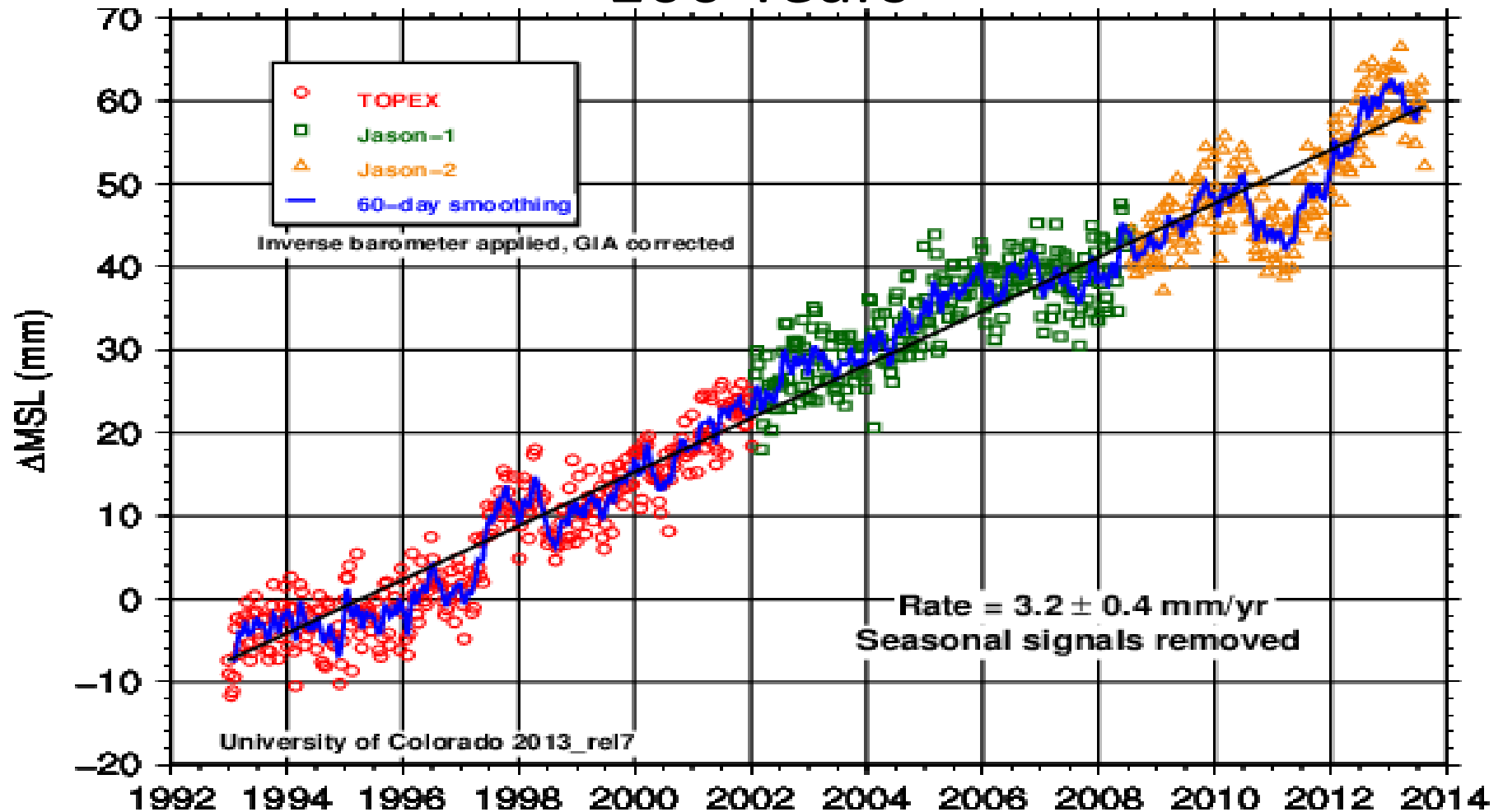
CONTRACTION: This Nasa satellite image shows the ice at the smallest extent on record, with much of the Arctic Ocean uncovered



RECOVERY: Contrary to predictions that the ice would have vanished by this summer, it has actually increased by 60 per cent from last year

NASA satellite images show the changing Arctic sea ice coverage. from August 2012 (left) to August 2013 (right) -- a growth of about a million square miles. (NASA)

Even As CO2 Continues To Increase, Sea Level Rate-Of-Rise Unchanged At About 10 inches Per 100 Years



When Asked, Your Answer:

Based on scientific records/evidence, there is no *“Issue of Climate Change”* deserving of political interference. There is no demonstrable ability to tailor climate by local means. “Carbon pollution” is non-scientific, political fiction.

Next question please...